



Royal Bone China®

PREMIUM COLLECTION

FORM : EXTREME



SQUARE PLATE

N 3401 26.0 cm. (10 1/4") 798 g.
N 3402 20.5 cm. (8 1/8") 405 g.
N 3403 31.5 cm. (12 3/8") 1,293 g.
N 3428 23.0 cm. (9 1/8") 600 g.
N 3429 16.0 cm. (6 1/4") 240 g.
N 3434 28.0 cm. (11 1/8") 908 g.
N 3452 11.5 cm. (4 1/2") 105 g.
N 3454 14.0 cm. (5 1/2") 193 g.



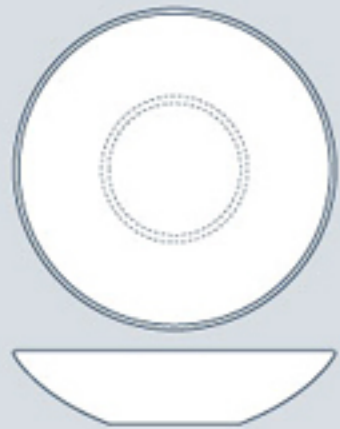
RECTANGULAR PLATTER

N 3404 26.5 X 39.0 cm.
(10" x 15 5/8") 1,464 g.
N 3432 22.0 X 32.0 cm.
(8 5/8" x 12 1/2") 707 g.
N 3482 20.5 X 28.5 cm.
(8 1/8" x 11 1/4") 725 g.



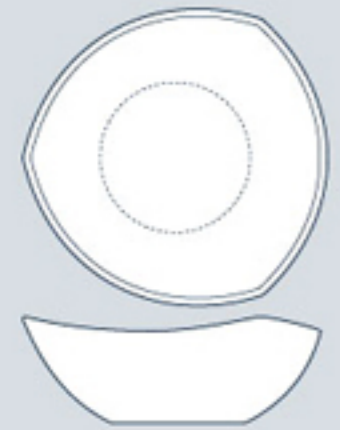
RECTANGULAR PLATE

N 3476 13.5 X 19.0 cm.
(5" x 7 1/2") 258 g.



ROUND SOUP PLATE

N 3450 20.5 cm. (8 1/8") 427 g.



SOUP BOWL

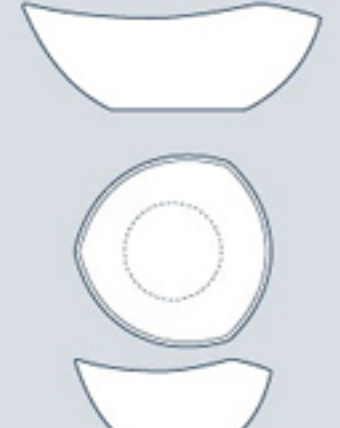
N 3405 20.0 cm (7 7/8") 436 g.

TRIANGLE BOWL

N 3443 17.0 cm (6 3/4") 326 g.

SALAD BOWL

N 3406 25.5 cm (10 1/8") 700 g.



FRUIT BOWL

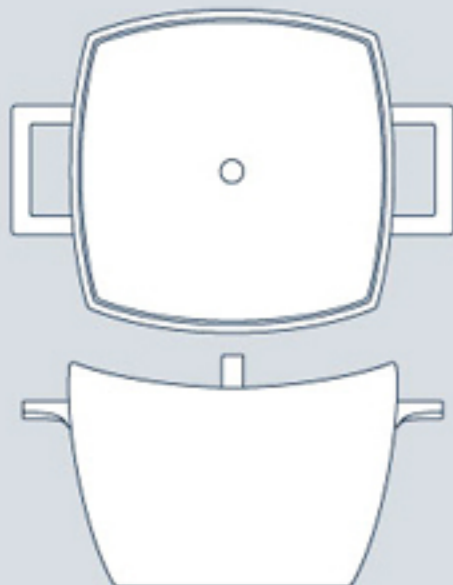
N 3407 12.5 cm (4 7/8") 161 g.

FRUIT/CEREAL BOWL

N 3408 14.5 cm (5 3/4") 226 g.

TINY DISH

N 3453 6.50 cm (2 1/2") 32 g.



SOUP TUREEN W/LID

N 3419/L 3.5 Ltr. (123.20 oz) 1,815 g.

VEGETABLE TUREEN W/LID

N 3420/L 2.25 Ltr. (79.20 oz) 1,239 g.



COFFEE POT W/LID

N 3417/L 1.27Ltr. (44.70 oz) 869 g.
N 3436/L 0.48Ltr. (16.72 oz) 407 g.



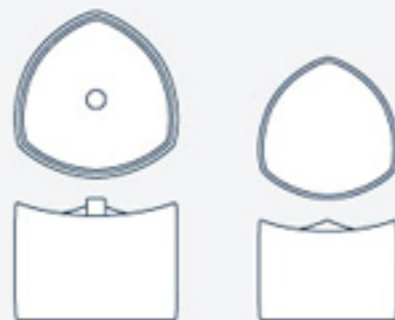
TEA POT W/LID

N 3418/L 1.15 Ltr. (40.48 oz) 803 g.
N 3437/L 0.65Ltr. (22.88 oz) 501 g.
COFFEE/TEA POT WITH LID
N 3489/L 1.13 ltr.



CREAMER

N 3411 0.28 ltr. (9.86 oz) 217 g.
N 3445 0.18 ltr. (6.34 oz) 150 g.

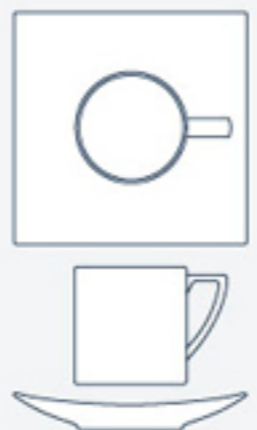


SUGAR BOWL WITH LID

N 3412/L 0.40 ltr. (14.0 oz) 332 g.
N 3442/L 0.22 ltr. (7.74 oz) 239 g.

OPEN SUGAR BOWL

N 3444 8.5 cm. (3 3/8") 120 g.

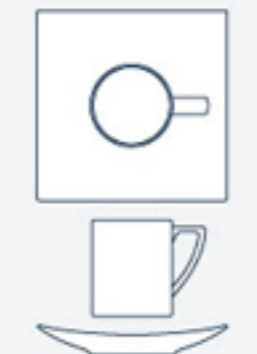


COFFEE CUP

N 3413 0.25 ltr. (8.80 oz.) 172 g.
N 3415 0.21 ltr. (7.39oz.) 138 g.

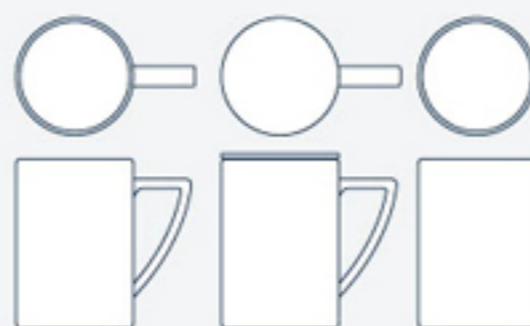
COFFEE CUP SAUCER

N 3414 14.5 cm. (5 3/4") 202 g.
N 3416 14.0 cm. (5 1/2") 179 g.



ESPRESSO CUP

N 3409 0.09 ltr. (3.16 oz.) 87 g.
ESPRESSO CUP SAUCER
N 3410 11.5 cm. (4 1/2") 94 g.



MUG

N 3431 0.44 ltr. (14.08 oz.) 263 g.

MUG ONLY LID

N 3431-L 48 g.

MUG W/O HDLS.

N 3475 0.40 ltr. (14.08 oz.) 248 g.



SOUP CUP 2 HDLS

N 3421 0.35 Ltr. (12.32 oz) 209 g.
SOUP CUP SAUCER 2 HDLS
N 3422 16.5 cm. (6 1/2") 255 g.



GRAVY BOAT

N 3423 0.44 Ltr. (15.48 oz) 300 g.
N 3439 0.17 Ltr. (5.98 oz) 148 g.

GRAVY BOAT STAND

N 3424 13.5 x 23.0 cm
(5" x 9 1/8") 317 g.



SALT SHAKER

N 3425 6.5 cm (2 1/2") 68 g.



PEPPER SHAKER

N 3426 6.5 cm (2 1/2") 68 g.



EGG CUP

N 3427 3.5 cm (1 3/8") 85 g.



ASHTRAY W/LID

N 3430/L 9.5 x 4.5 cm.
(3 3/4" x 1 3/4") 239 g.



VASE

N 3435 11.0 cm. (4 3/8") 196 g.



BUTTER DISH

N 3446 9.0 cm (3 1/2") 44 g.



GOURMET DISH

N 3447 6.0 x 6.0 cm.
(2 3/8" x 2 3/8") 49 g.



SPIRIT DISH

N 3448 4.5 x 9.0 x 3.0 cm.
(1 3/4" x 3 1/2" x 1 1/8") 40 g.



OASIS DISH

N 3449 6.0 x 7.0 cm.
(2 3/8" x 2 3/4") 26 g.

ROYAL PORCELAIN PUBLIC COMPANY LIMITED

HEAD OFFICE : 9th Floor, MAHATUN PLAZA BUILDING 888/90-92 PLOENCHIT ROAD, PATHUMWAN, BANGKOK 10330, THAILAND
TEL : (662) 253-6823-38, FAX : (662) 254-4093-4 , (662) 251-1971 www.royalporcelain.co.th e-mail : exportrpc@royalporcelain.co.th