




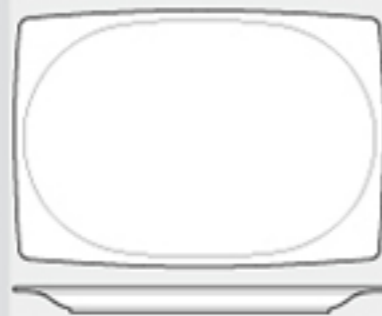
# Royal Fine China

PREMIUM FINE CHINA

## FORM : RETELA



**FLAT PLATTER**  
U 2807 31.5 cm. (12 1/4") 819 g.  
**FLAT PLATE**  
U 2801 27.0 cm. (10 3/4") 530 g.  
U 2802 24.5 cm. (9 3/4") 387 g.  
U 2803 21.5 cm. (8 1/2") 320 g.  
U 2804 19.5 cm. (7 3/4") 233 g.  
U 2805 16.5 cm. (6 1/4") 135 g.



**RECTANGULAR PLATTER**  
U 1308 27.0 x 39.5 cm.  
(10 3/4" x 15 1/2") 1,238 g.  
U 1309 22.5 x 32.5 cm.  
(8 7/8" x 12 7/8") 736 g.




**HEXA LONG TRAY**  
U 2824 14.5 x 45.0 cm.  
(5 3/4" x 17 3/4") 706 g.  
U 2825 11.5 x 38.0 cm.  
(4 1/2" x 15") 452 g.



**SALAD BOWL**  
U 1924 23.5 cm. (9 1/4") 1,064 g.



**DEEP PLATE**  
U 2806 23.5 cm. (9 1/4") 407 g.



**SQUARE PLATE**  
U 1301 26.5 cm. (10") 680 g.  
U 1302 24.5 cm. (9 3/4") 523 g.  
U 1303 20.5 cm. (8 1/8") 362 g.  
U 1304 19.0 cm. (7 1/2") 238 g.  
U 1305 16.0 cm. (6 1/4") 192 g.  
**SQUARE PLATTER**  
U 1307 32.0 cm. (12 5/8") 1,027 g.



**OVAL LONG TRAY**  
U 1933 15.0 x 45.0 cm.  
(5 7/8" x 17 3/4") 705 g.  
U 1934 12.0 x 38.0 cm.  
(4 3/4" x 15") 466 g.



**CEREAL BOWL (TALL)**  
U 1913 14.5 cm. (5 3/4") 332 g.  
**NOODLE BOWL**  
U 1927 17.5 cm. (6 7/8") 530 g.  
**RICE BOWL**  
U 1915 11.5 cm. (4 1/2") 202 g.



**GOURMET PLATE**  
U 2809 28.0 cm. (11 1/8") 724 g.



**DEEP PLATE**  
U 1306 22.5 cm. (8 7/8") 450 g.



**COFFEE CUP STACKABLE**  
U 2813 0.26 ltr. (9.15 oz.) 183 g.  
U 2814 0.22 ltr. (7.74 oz.) 152 g.  
**COFFEE CUP SAUCER**  
U 0204 15.5 cm. (6 1/8") 183 g.



**SALAD BOWL**  
U 0217 15.5 cm. (6 1/8") 388 g.



**PASTA PLATE**  
U 0149 30.5 cm. (12") 952 g.



**CEREAL BOWL (LOW)**  
U 1912 19.0 cm. (7 1/2") 432 g.



**COFFEE CUP**  
U 2826 0.26 ltr. (9.15 oz.) 163 g.  
U 2827 0.21 ltr. (7.39 oz.) 138 g.  
**COFFEE CUP**  
U 0204 15.5 cm. (6 1/8") 183 g.



**NOODLE BOWL**  
U 2836 16.5 cm. (6 1/2") 336 g.



**RIM DEEP PLATE**  
U 0148 27.5 cm. (10 7/8") 636 g.  
U 0150 20.0 cm. (7 7/8") 324 g.



**COFFEE POT WITH LID**  
U 2829/L 1.20 ltr. (42.24oz.) 710 g.  
U 2816/L 0.60 ltr. (21.12oz.) 434 g.



**COFFEE CUP**  
U 2834 0.19 ltr. (6.68 oz.) 116 g.  
**COFFEE CUP SAUCER**  
U 2835 15.5 cm. (6 1/8") 159 g.



**THICK SAUCE DISH**  
U 0225 9.0 cm. (3 1/2") 58 g.



**DEEP PLATE**  
U 0221 21.5 cm. (8 1/2") 452 g.



**TEA POT WITH LID**  
U 2817/L 0.50 ltr. (17.60 oz.) 418 g.



**COFFEE CUP**  
U 0201 0.20 ltr. (7 oz.) 123 g.  
U 0202 0.25 ltr. (9.5 oz.) 146 g.  
**COFFEE CUP SAUCER**  
U 0204 15.5 cm. (6 1/8") 183 g.



**SOUP CUP 2 HDLS.**  
U 0222 0.36 ltr. (12.67 oz.) 200 g.  
**SOUP CUP SAUCER**  
U 0208 17.0 cm. (6 3/4") 212 g.



**PICKLE DISH**  
U 2812 16.5x20.5 cm.  
(6 1/2" x 8 1/8") 254 g.



**SUGAR BOWL WITH LID/  
JAM POT WITH LID**  
U 2818/L 0.22 ltr. (7.74 oz.) 197 g.



**AD CUP**  
U 0205 0.11 ltr. (3.8 oz.) 79 g.  
**AD CUP SAUCER**  
U 0206 12.0 cm. (4 3/4") 104 g.



**CONDIMENT TRAY**  
U 2822 14.5 x 19.5 cm.  
(5 3/4" x 7") 163 g.



**OVAL PLATTER**  
U 2810 30.5 x 38.5 cm.  
(12" x 15 1/8") 1,164 g.  
U 2811 27.0 x 32.5 cm.  
(10 3/4" x 12 3/4") 585 g.  
**OVAL RIM PLATE**  
U 2837 14.50 x 20.0 cm.  
(7 1/8" x 5 3/4") 276 g.



**CREAMER**  
U 2819 0.18 ltr. (6.33 oz.) 138 g.  
U 2820 0.10 ltr. (3.52 oz.) 74 g.  
U 2830 0.25 ltr. (8.80 oz.) 169 g.



**ESPRESSO CUP STACKABLE**  
U 2815 0.10 ltr. (3.52 oz.) 84 g.  
**ESPRESSO CUP SAUCER**  
U 0206 12.0 cm. (4 3/4") 104 g.



**CONDIMENT HEXA BOWL  
WITH LID**  
U 2821/L 0.08 ltr. (2.81 oz.) 106 g.



**ESPRESSO CUP**  
U 2828 0.10 ltr. (3.52 oz.) 76 g.  
**ESPRESSO CUP SAUCER**  
U 0206 12.0 cm. (4 3/4") 104 g.



**SPICE SPOON**  
U 2823 2.5 x 9.5 cm.  
(1" x 3 3/4") 9 g.



**MUG TUMBLER WITH LID**  
U 2253 0.60 ltr. (21.12 oz.) 347 g.  
**COVER & COASTER**  
U 2255 10.0 cm. (3") 80 g.  
**HOT TUMBLER WITH LID**  
U 2254 0.30 ltr. (10.56 oz.) 408 g.  
**COVER & COASTER**  
U 2255 10.0 cm. (3") 80 g.



**MUG**  
U 2831 0.35 ltr. (12.32 oz.) 212 g.



**MUG**  
U 0220 0.35 ltr. (12.32 oz.) 213 g.

Size could be varied ± 2 percent  
Capacity could be varied ± 10 percent

ROYAL PORCELAIN PUBLIC COMPANY LIMITED

HEAD OFFICE : 9th Floor, MAHATUN PLAZA BUILDING 888/90-92 PLOENCHIT ROAD, PATHUMWAN, BANGKOK 10330, THAILAND  
TEL : (662) 253-6823-38, FAX : (662) 254-4093-4, (662) 251-1971 www.royalporcelain.co.th e-mail : exportrpc@royalporcelain.co.th