




Royal Bone China®

PREMIUM COLLECTION

FORM : EXTREME



**SQUARE PLATE**  
N 3401 26.0 cm. (10 1/4") 685 g.  
N 3402 20.5 cm. (8 1/8") 405 g.  
N 3403 31.5 cm. (12 3/8") 1,388 g.  
N 3428 23.0 cm. (9 1/8") 600 g.  
N 3429 16.0 cm. (6 1/4") 240 g.  
N 3434 28.0 cm. (11 1/8") 908 g.  
N 3452 11.50 cm. (4 1/2") 105 g.  
N 3454 14.0 cm. (5 1/2") 193 g.




**RECTANGULAR PLATTER**  
N 3404 26.5 X 39.0 cm.  
(10 1/2" X 15 1/2") 1,464 g.  
N 3432 22.0 X 32.0 cm.  
(8 3/4" X 12 1/2") 707 g.  
N 3482 20.5 X 28.5 cm.  
(8 1/8" X 11 1/4") 725 g.



**RECTANGULAR PLATE**  
N 3476 13.5 X 19.0 cm. (5 1/4" X 7 1/2") 258 g.



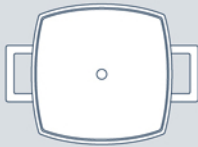
**ROUND SOUP PLATE**  
N 3450 20.5 cm. (8 1/8") 403 g.



**SOUP BOWL**  
N 3405 20.0 cm. (7 7/8") 436 g.  
**TRIANGLE BOWL**  
N 3443 17.0 cm. (6 3/4") 326 g.  
**SALAD BOWL**  
N 3406 25.5 cm. (10 1/8") 700 g.



**FRUIT BOWL**  
N 3407 12.5 cm. (4 7/8") 154 g.  
**FRUIT/CEREAL BOWL**  
N 3408 14.5 cm. (5 3/4") 217 g.  
**TINY DISH**  
N 3453 6.50 cm. (2 1/2") 32 g.



**SOUP TUREEN WITH LID**  
N 3419/L 3.5 ltr. (123.20 oz.) 1,815 g.  
**VEGETABLE TUREEN WITH LID**  
N 3420/L 2.25 ltr. (79.20 oz.) 1,239 g.



**COFFEE POT WITH LID**  
N 3417/L 1.27 ltr. (44.70 oz.) 869 g.  
N 3436/L 0.48 ltr. (16.72 oz.) 407 g.



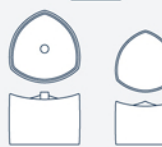
**TEA POT WITH LID**  
N 3418/L 1.15 ltr. (40.48 oz.) 803 g.  
N 3437/L 0.65 ltr. (22.88 oz.) 501 g.




**CREAMER**  
N 3411 0.28 ltr. (9.86 oz.) 217 g.  
N 3445 0.18 ltr. (6.34 oz.) 150 g.



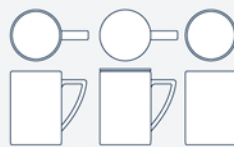
**SUGAR BOWL WITH LID**  
N 3412/L 0.40 ltr. (14.0 oz.) 332 g.  
N 3442/L 0.22 ltr. (7.74 oz.) 239 g.  
**OPEN SUGAR BOWL**  
N 3444 8.5 cm. (3 3/8") 120 g.



**COFFEE CUP**  
N 3413 0.25 ltr. (8.80 oz.) 172 g.  
N 3415 0.21 ltr. (7.39 oz.) 138 g.  
**COFFEE CUP SAUCER**  
N 3414 14.5 cm. (5 3/4") 202 g.  
N 3416 14.0 cm. (5 1/2") 179 g.



**ESPRESSO CUP**  
N 3409 0.09 ltr. (3.16 oz.) 87 g.  
**ESPRESSO CUP SAUCER**  
N 3410 11.5 cm. (4 1/2") 94 g.



**MUG**  
N 3431 0.38 ltr. (13.38 oz.) 257 g.  
**MUG ONLY LID**  
N 3431-L 49 g.  
**MUG W/O HDLS.**  
N 3475 0.38 ltr. (13.38 oz.) 237 g.



**MUG**  
N 3477 0.40 ltr. (14.08 oz.) 261 g.



**SOUP CUP 2 HDLS.**  
N 3421 0.35 ltr. (12.32 oz.) 197 g.  
**SOUP CUP SAUCER**  
N 3422 16.5 cm. (6 1/2") 255 g.



**GRAVY BOAT**  
N 3423 0.44 ltr. (15.48 oz.) 300 g.  
N 3439 0.17 ltr. (5.98 oz.) 148 g.  
**GRAVY BOAT STAND**  
N 3424 13.5 X 23.0 cm. (5 1/8" X 9 1/8") 317 g.



**SALT SHAKER**  
N 3425 H. 6.5 cm. (2 1/2") 68 g.  
**PEPPER SHAKER**  
N 3426 H. 6.5 cm. (2 1/2") 68 g.



**EGG CUP**  
N 3427 H. 3.5 cm. (1 1/8") 82 g.



**ASHTRAY WITH LID**  
N 3430/L 4.5 cm. (1 3/4") 239 g.



**VASE**  
N 3435 11.0 cm. (4 3/8") 196 g.



**BUTTER DISH**  
N 3446 9.0 cm. (3 1/2") 44 g.



**GOURMET DISH**  
N 3447 6.0 X 6.0 cm.  
(2 3/8" X 2 3/8") 49 g.



**SPIRIT DISH**  
N 3448 4.5 X 9.0 X 3.0 cm.  
(1 3/4" X 3 1/2" X 1 1/8") 40 g.



**OASIS DISH**  
N 3449 6.0 X 7.0 cm.  
(2 3/8" X 2 3/4") 26 g.



**COFFEE CUP**  
N 3478 0.20 ltr. (7.04 oz.) 139 g.  
**COFFEE CUP SAUCER**  
N 3479 15.0 cm. (5 7/8") 158 g.



**ESPRESSO CUP**  
N 3480 0.09 ltr. (3.17 oz.) 88 g.  
**ESPRESSO CUP SAUCER**  
N 3481 12.0 cm. (4 3/4") 89 g.



Size could be varied ± 2 percent  
Capacity could be varied ± 10 percent

ROYAL PORCELAIN PUBLIC COMPANY LIMITED

HEAD OFFICE : 9th Floor, MAHATUN PLAZA BUILDING 888/90-92 PLOENCHIT ROAD, PATHUMWAN, BANGKOK 10330, THAILAND  
TEL : (662) 253-6823-38, FAX : (662) 254-4093-4 , (662) 251-1971 www.royalporcelain.co.th e-mail : exportrpc@royalporcelain.co.th

