



Royal Bone China®

PREMIUM COLLECTION

FORM : TYFOON



SQUARE PLATTER
N 4509 31.5 x 31.5 cm.
(12 3/8" X 12 3/8") 1,167 g.

SQUARE PLATE
N 4501 26.0 X 26.0 cm.
(10 1/4" X 10 1/4") 804 g.
N 4502 24.0 x 24.0 cm.
(9 3/8" X 9 3/8") 656 g.
N 4503 20.5 X 20.5 cm.
(8 1/8" X 8 1/8") 434 g.
N 4504 18.0 x 18.0 cm.
(7 1/8" X 7 1/8") 312 g.
N 4505 16.0 x 16.0 cm.
(6 1/4" X 6 1/4") 277 g.



SQUARE DEEP PLATE
N 4507 21.5 X 21.5 cm.
(8 1/2" X 8 1/2") 581 g.



SQUARE DEEP PLATE WITH LID
N 4508/L 22.5 X 22.5 cm.
(8 7/8" X 8 7/8") 992 g.



SQUARE DEEP BOWL WITH LID
N 4576/L 25.5 cm. (10 1/8") 948 g.




RECTANGULAR PLATTER
N 4511 26.5 X 39.5 cm.
(10" X 15 1/2") 1,437 g.
N 4512 21.5 X 32.0 cm.
(8 1/2" X 12 1/2") 816 g.

PICKLE DISH
N 4513 13.5 X 23.0 cm.
(5 3/8" X 9 1/8") 308 g.



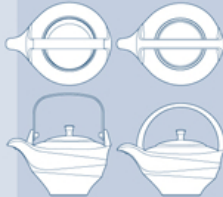
LONG TRAY
N 4547 10.5 X 38.0 cm.
(4 1/8" X 14") 402 g.



LONG TRAY
N 4578 17.0 X 47.0 cm.
(6 3/4" X 18 3/8") 883 g.



COFFEE POT WITH LID
N 4533/L 1.37 ltr. (48.40 oz.) 702 g.
N 4534/L 0.55 ltr. (19.36 oz.) 443 g.



TEA POT WITH LID + STAINLESS HDL
N 4535/L 0.95 ltr. (33.44 oz.) 652 g.

TEA POT WITH LID
N4558/L 1.0 ltr. (35.20 oz.) 737 g.



MINI TEA POT
N 4536 0.40 ltr. (14.08 oz.) 311 g.
MINI TEA POT ONLY LID
N 4536-L 68 g.
N 4579-L 72 g.



CREAMER
N 4530 0.28 ltr. (9.85 oz.) 183 g.
N 4580 0.06 ltr. (2.11 oz.) 61 g.
N 4581 0.04 ltr. (1.40 oz.) 42 g.



OPEN SUGAR BOWL/RICE BOWL
N 4531 0.23 ltr. (8.09 oz.) 136 g.
SUGAR BOWL ONLY LID
N 4531-L 105 g.



SHARKFIN SOUP CUP 2 HDLS. WITH LID
N4562/L 0.42 ltr. (14.78 oz.) 407 g.



CHINESE TEA CUP WITH LID
N 4521/L 0.17 ltr. (5.98 oz.) 174 g.

SOY SAUCE DISH
CHINESE TEA CUP SAUCER
N 4549 10.5 cm. (4 1/8") 79 g.



MUG
N 4537 0.37 ltr. (13.02 oz.) 250 g.



SOUP TUREEN WITH LID
N 4538/L 3.50 ltr. (123.20 oz.) 1,767 g.

VEGETABLE TUREEN WITH LID
N 4539/L 2.30 ltr. (80.96 oz.) 1,290 g.



SOUP BOWL 2 HDLS. WITH LID
N 4577/L 19.0 cm. (7 1/2")
1.47 ltr. (51.74 oz.) 1,178 g.



SOUP CUP 2 HDLS.
N 4540 0.44 ltr. (15.48 oz.) 217 g.
SQUARE SAUCER
N 4541 16.0 X 16.0 cm.
(6 1/4" X 6 1/4") 258 g.



GRAVY BOAT
N 4542 0.40 ltr. (14.08 oz.) 265 g.
GRAVY BOAT STAND
N 4543 13.5 X 23.0 cm.
(5" X 9") 334 g.



COFFEE CUP
N 4525 0.27 ltr. (9.50 oz.) 195 g.
N 4527 0.19 ltr. (6.68 oz.) 131 g.

SQUARE SAUCER
N 4526 14.5 X 14.5 cm.
(5 3/4" X 5 3/4") 231 g.
N 4528 13.5 X 13.5 cm.
(5 3/8" X 5 3/8") 184 g.

ESPRESSO CUP
N 4522 0.09 ltr. (3.17 oz.) 82 g.
SQUARE SAUCER
N 4523 11.5 X 11.5 cm.
(4 1/2" X 4 1/2") 122 g.



TEA CUP
N 4524 0.21 ltr. (7.39 oz.) 144 g.
SQUARE SAUCER
N 4528 13.5 X 13.5 cm.
(5 3/8" X 5 3/8") 184 g.



COFFEE CUP STACKABLE
N 4572 0.28 ltr. (9.85 oz.)
N 4573 0.23 ltr. (8.09 oz.) 167 g.
ROUND COFFEE&TEA CUP SAUCER
N 4570 16 cm. (6 1/4") 173 g.
ESPRESSO CUP STACKABLE
N 4574 0.10 ltr. (3.52 oz.) 88 g.
ROUND ESPRESSO CUP SAUCER
N 4569 13 cm. (5 1/8") 124 g.



SALAD BOWL
N 4514 ø 24.5 cm. (9 5/8") 1,130 g.
N 4515 ø 21.5 cm. (8 1/2") 853 g.



NOODLE BOWL
N 4516 ø 19.0 cm. (7 1/2") 666 g.
N 4517 ø 17.0 cm. (6 3/4") 495 g.
N 4518 ø 15.0 cm. (5 7/8") 327 g.



ROUND DEEP BOWL
N 4575 ø 20.5 cm. (8 1/8") 554 g.



CEREAL BOWL
N 4519 ø 15.0 cm. (5 7/8") 272 g.



FRUIT BOWL
N 4520 12.5 cm. (4 7/8") 228 g.
FRUIT BOWL ONLY LID
N 4520-L 178 g.



CONDIMENT BOWL WITH LID
N 4545/L 0.13 ltr. (4.57 oz.) 174 g.



VINEGAR/SOYA SAUCE POT WITH LID
N 4544/L 0.13 ltr. (4.75 oz.) 136 g.



SPOON-L
N 4553 4.5 X 17.0 cm.
(1 3/4" X 6 3/4") 38 g.




SPOON-M
N 4554 5.0 X 15.5 cm.
(2" X 6") 36 g.



SPOON REST
N 4555 7.5 X 11.0 cm. (3" X 4 1/4") 76 g.



SAUCE DISH WITH DIVISION
N 4548 8.5 X 12.5 cm. (3 3/8" X 5") 111 g.



SAUCE DISH WITH 2 DIVISIONS
N 4552 8.5 X 18.5 cm. (3 3/8" X 7 1/4") 183 g.



CHOPSTICKS REST
N 4556 2.0 X 6.0 cm. (3/4" X 2 3/8") 24 g.



ARABIC CUP
N 4529 0.06 ltr. (2.11 oz.) 44 g.



SALT SHAKER
N 4550 5.0 cm. (2") 53 g.
PEPPER SHAKER
N 4551 5.0 cm. (2") 53 g.

Size could be varied ± 2 percent
Capacity could be varied ± 10 percent

ROYAL PORCELAIN PUBLIC COMPANY LIMITED

HEAD OFFICE : 9th Floor, MAHATUN PLAZA BUILDING 888/90-92 PLOENCHIT ROAD, PATHUMWAN, BANGKOK 10330, THAILAND
TEL : (662) 253-6823-38, FAX : (662) 254-4093-4 , (662) 251-1971 www.royalporcelain.co.th e-mail : exportrpc@royalporcelain.co.th