



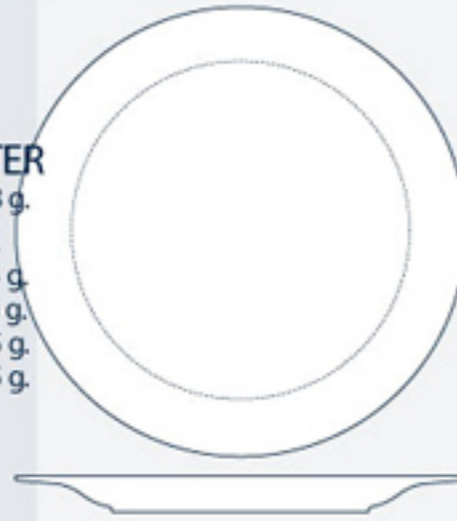
# Royal Bone China®

PREMIUM COLLECTION

## FORM : VERONA



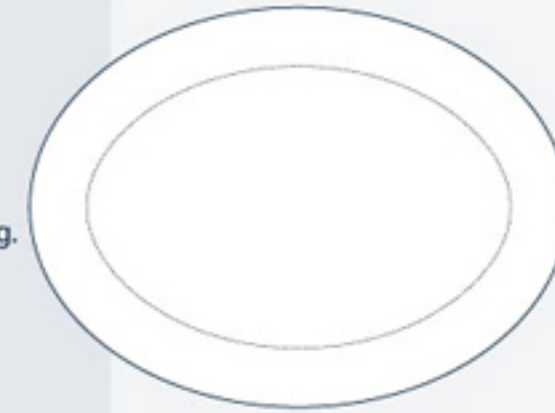
**SQUARE FLAT PLATTER**  
N 2945 32.0 cm. (12 5/8") 998 g.  
**SQUARE FLAT PLATE**  
N 2946 27.0 cm. (10 5/8") 665 g.  
N 2947 24.0 cm. (9 1/2") 606 g.  
N 2948 20.5 cm. (8 1/8") 355 g.  
N 2949 16.5 cm. (6 1/2") 225 g.



**ROUND FLAT PLATTER**  
N 2907 32.5 cm. (12 3/4") 752 g.  
**ROUND FLAT PLATE**  
N 2901 28.0 cm. (11 1/8") 570 g.  
N 2902 25.5 cm. (10 1/8") 436 g.  
N 2903 21.0 cm. (8 1/4") 300 g.  
N 2904 19.0 cm. (7 1/2") 238 g.  
N 2905 16.0 cm. (6 1/4") 174 g.  
N 2942 26.5 cm. (10") 520 g.  
N 2943 23.0 cm. (9 1/8") 365 g.



**COFFEE POT WITH LID**  
N 2917/L 1.46 ltr. (51.39 oz.) 717 g.



**OVAL PLATTER**  
N 2908 29.0 X 38.5 cm.  
(11 3/8" x 15 1/4") 1,024 g.  
N 2909 23.5 X 31.5 cm.  
(9 1/4" x 12") 572 g.



**PASTA PLATE**  
N 2963 31.0 cm. (12 1/4") 857 g.  
N 2964 26.0 cm. (10 1/4") 617 g.



**ROUND SOUP PLATE**  
N 2944 20.0 cm. (7 7/8") 295 g.

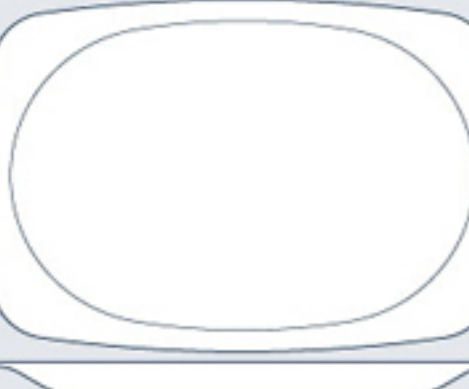


**COFFEE POT WITH LID (ROUND)**  
N 2973/L 0.70 ltr. (24.6 oz.) 439 g.  
N 2974/L 0.34 ltr. (11.9 oz.) 254 g.



**GRAVY BOAT**  
N 2927 0.45 ltr. (15.48 oz.) 302 g.

**GRAVY BOAT STAND / PICKLE DISH**  
N 2928 13.5 X 20.0 cm.  
(5" x 8") 188 g.



**OBLONG PLATTER**  
N 2959 25.0 X 36.0 cm.  
(9 7/8" x 14") 879 g.  
N 2960 22.5 X 32.5 cm.  
(8 7/8" x 12 7/8") 704 g.  
**OBLONG PLATE**  
N 2961 19.5 X 28.0 cm.  
(7 5/8" x 11 1/8") 448 g.



**ROUND SALAD BOWL**  
N 2965 23.0 cm. (9 1/8") 938 g.  
N 2966 19.0 cm. (7 1/2") 580 g.  
N 2967 17.5 cm. (6 7/8") 420 g.



**TEA POT WITH LID**  
N 2918/L 1.50 ltr. (52.8 oz.) 743 g.



**OVAL SALAD BOWL**  
N 2921 21.5 X 27.5 cm.  
(8 1/2" x 10 3/4") 765 g.



**OBLONG PLATE / PICKLE DISH**  
N 2962 15.5 X 23.0 cm.  
(6 1/8" x 9 1/8") 295 g.



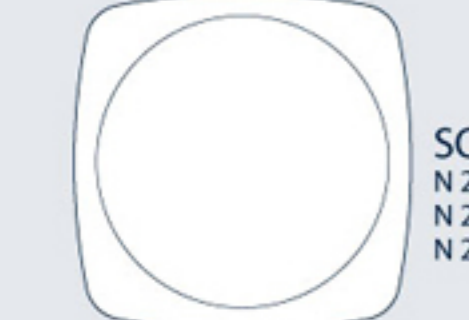
**DEEP PLATE**  
N 2906 24.5 cm. (9 5/8") 500 g.



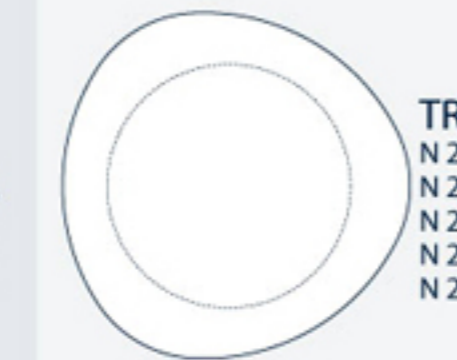
**TEA POT WITH LID (ROUND)**  
N 2975/L 0.75 ltr. (26.4 oz.) 468 g.  
N 2976/L 0.45 ltr. (15.8 oz.) 330 g.



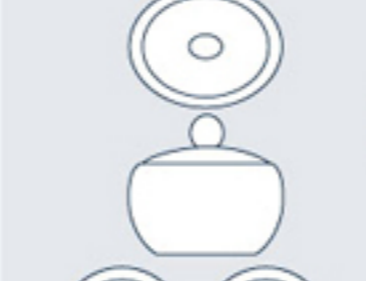
**SOUP TUREEN WITH LID**  
N 2925/L 3.5 ltr. (123.2 oz.) 1,527 g.



**SQUARE SALAD BOWL**  
N 2988 24.0 cm. (9 1/2") 768 g.  
N 2989 21.0 cm. (8 1/4") 558 g.  
N 2990 19.0 cm. (7 1/2") 474 g.



**TRIANGLE FLAT PLATE**  
N 2952 27.0 cm. (10 5/8") 502 g.  
N 2953 25.5 cm. (10 1/8") 500 g.  
N 2954 23.5 cm. (9 1/4") 365 g.  
N 2955 21.0 cm. (8 1/4") 290 g.  
N 2956 17.5 cm. (6 7/8") 220 g.



**SUGAR BOWL WITH LID**  
N 2920/L 0.31 ltr. (10.91 oz.) 246 g.



**CREAM SOUP CUP 2 HDLS. SAUCER**  
N 2983 0.30 ltr. (10.56 oz.) 170 g.  
N 2941 16.5 cm. (6 1/2") 216 g.



**SQUARE SOUP PLATE**  
N 2950 22.0 cm. (8 5/8") 477 g.  
N 2951 19.0 cm. (7 1/2") 363 g.



**TRIANGLE SOUP PLATE**  
N 2957 22.0 cm. (8 5/8") 405 g.  
N 2958 19.0 cm. (7 1/2") 274 g.



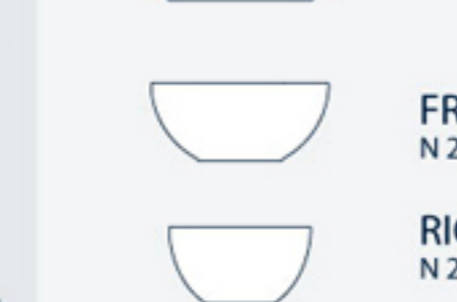
**SUGAR BOWL WITH LID (ROUND)**  
N 2980/L 0.22 ltr. (7.74 oz.) 194 g.  
**OPEN SUGAR BOWL (ROUND)**  
N 2981 0.20 ltr. (7.0 oz.) 142 g.



**ASHTRAY**  
N 2986 12.0 cm. (4 3/4") 152 g.



**SQUARE CEREAL BOWL**  
N 2968 16.0 cm. (6 1/4") 304 g.

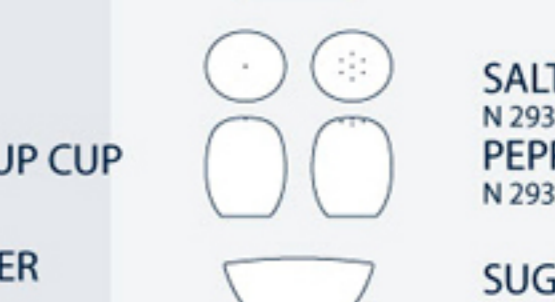


**FRUIT BOWL**  
N 2924 12.5 cm. (4 7/8") 190 g.

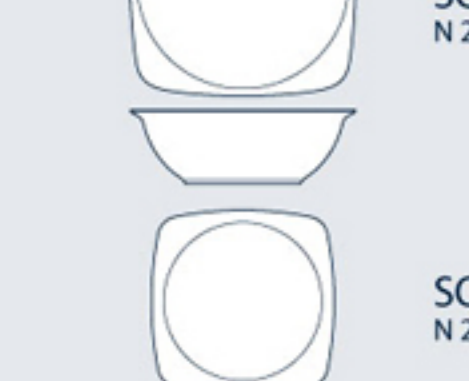
**RICE BOWL**  
N 2969 10.0 cm. (3") 128 g.



**CRAEMER**  
N 2919 0.29 ltr. (10.20 oz.) 172 g.  
N 2977 0.33 ltr. (11.62 oz.) 196 g.  
N 2978 0.21 ltr. (7.39 oz.) 141 g.  
N 2979 0.06 ltr. (2.11 oz.) 65 g.  
**CRAEMER W/O HDLS.**  
N 2994 0.07 ltr. (2.29 oz.) 57 g.  
**BREAKFAST / CREAM SOUP CUP**  
N 2940 0.33 ltr. (11.61 oz.) 175 g.  
**BREAKFAST / CREAM SOUP CUP SAUCER**  
N 2941 16.5 cm. (6 1/2") 216 g.



**SALT SHAKER**  
N 2931 7.0 cm. (2 3/4") 73 g.  
**PEPPER SHAKER**  
N 2932 7.0 cm. (2 3/4") 73 g.



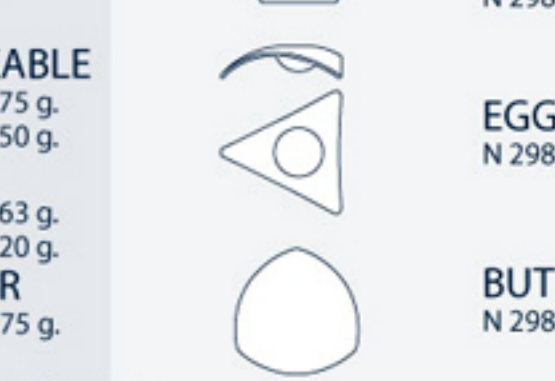
**SQUARE FRUIT BOWL**  
N 2991 13.0 cm. (5 1/8") 200 g.



**ESPRESSO CUP STACKABLE**  
N 2972 0.09 ltr. (3.16 oz.) 70 g.  
**ESPRESSO CUP**  
N 2913 0.11 ltr. (3.87 oz.) 74 g.  
**ESPRESSO CUP SAUCER**  
N 2914 12.5 cm. (4 7/8") 98 g.  
**SQUARE SAUCER**  
N 2993 11.5 X 11.5 cm. (4 1/2" x 4 1/2") 98 g.



**COFFEE CUP STACKABLE**  
N 2970 0.27 ltr. (9.50 oz.) 175 g.  
N 2971 0.22 ltr. (7.74 oz.) 150 g.  
**COFFEE CUP**  
N 2910 0.27 ltr. (9.50 oz.) 163 g.  
N 2912 0.22 ltr. (7.74 oz.) 120 g.  
**COFFEE CUP SAUCER**  
N 2912 15.5 cm. (6 1/8") 175 g.  
**SQUARE SAUCER**  
N 2992 14.5 X 14.5 cm. (5 3/4" x 5 3/4") 176 g.



**BUTTER DISH**  
N 2984 9.0 cm. (3 1/2") 44 g.

ROYAL PORCELAIN PUBLIC COMPANY LIMITED

Size could be varied ± 2 percent  
Capacity could be varied ± 10 percent

HEAD OFFICE : 9th Floor, MAHATUN PLAZA BUILDING 888/90-92 PLOENCHIT ROAD, PATHUMWAN, BANGKOK 10330, THAILAND  
TEL : (662) 253-6823-38, FAX : (662) 254-4093-4, (662) 251-1971 www.royalporcelain.co.th e-mail : exportrpc@royalporcelain.co.th